

BS88 Feeder Pillar Fuses gU 415 VAC

LOW VOLTAGE IEC FUSES

BS FUSE-LINKS



The majority of existing street lighting networks are normally protected by a common Feeder Protection Device (FPD). FPD is based on a simple overcurrent unidirectional technique to protect against faults on the street lighting cables. The Mersen fuse technology ensures safety in street lighting applications by providing better coordination, immediate isolation and ensures fire safety through safe and correct fuse selection.

The Mersen range of Low Voltage Feeder Pillar Fuse Links are designed for the use with wedge type fuse carriers with fixing centres of 82mm and 92mm. There are primarily for use by Electricity Supply Industries in distribution pillars, open type substation boards, heavy duty service cut-outs and underground disconnecting boxes.

TECHNICAL DATA OVERVIEW

Current Range In	20 to 630 A
Rated voltage AC (IEC)	415 V
Breaking capacity AC	80 kA
Body Material	Ceramic
BS type	BJU...PA, BJU...SA, BJU...PB, BJU...SB, BJU...SC, BJU...SD

FEATURES & BENEFITS

- Better coordination
- Immediate isolation
- Ensures fire safety

APPLICATIONS

- Feeder pillar for street lighting
- Electricity Supply Industries in distribution pillars
- Open type substation boards
- Heavy duty service cut-outs
- Underground disconnecting boxes

STANDARDS

- EN 60269-2
- BS88-2



ASTA (20)



BS88 Feeder Pillar Fuses gU 415 VAC

PRODUCT RANGE



BJU-42V250PB

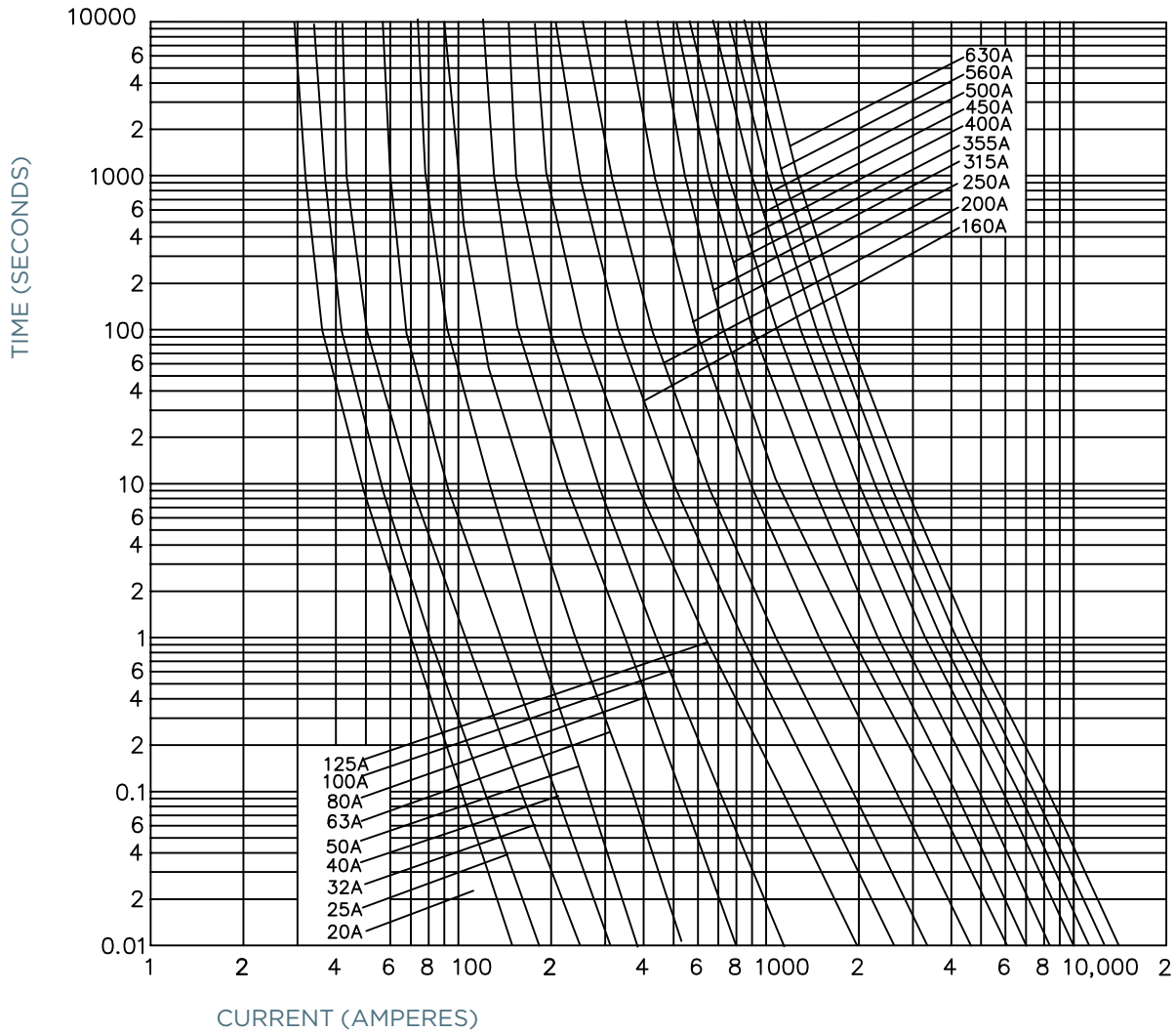
BJU 415Vac - 80kA - gU

Catalog number	Item number	Rated voltage AC (IEC)	Rated current I _n	Fixing Center	Pre-arcing I ² t	Clearing I ² t at Rated Voltage	Rated breaking capacity AC	Power dissipation at I _n	Package
BJU42V020PA	H1003888	415 V	20 A	82 mm	100 A ² s	1125 A ² s	80 kA	2.4 W	6
BJU42V025PA	J1003889	415 V	25 A	82 mm	250 A ² s	1890 A ² s	80 kA	2.7 W	6
BJU42V032PA	K1003890	415 V	32 A	82 mm	670 A ² s	3000 A ² s	80 kA	3.2 W	6
BJU42V040PA	L1003891	415 V	40 A	82 mm	1300 A ² s	5850 A ² s	80 kA	4.5 W	6
BJU42V050PA	M1003892	415 V	50 A	82 mm	2600 A ² s	11700 A ² s	80 kA	4.8 W	6
BJU42V063PA	N1003893	415 V	63 A	82 mm	4000 A ² s	18000 A ² s	80 kA	6.2 W	6
BJU42V080PA	P1003894	415 V	80 A	82 mm	4150 A ² s	21000 A ² s	80 kA	8.4 W	6
BJU42V100PA	Q1003895	415 V	100 A	82 mm	8240 A ² s	37000 A ² s	80 kA	8.7 W	6
BJU42V125PA	R1003896	415 V	125 A	82 mm	16600 A ² s	74700 A ² s	80 kA	9.3 W	6
BJU42V160PA	S1003897	415 V	160 A	82 mm	37500 A ² s	168000 A ² s	80 kA	10.7 W	6
BJU42V020SA	V1003899	415 V	20 A	92 mm	100 A ² s	1125 A ² s	80 kA	2.4 W	3
BJU42V025SA	W1003900	415 V	25 A	92 mm	250 A ² s	1890 A ² s	80 kA	2.7 W	3
BJU42V032SA	X1003901	415 V	32 A	92 mm	670 A ² s	3000 A ² s	80 kA	3.2 W	3
BJU42V040SA	Y1003902	415 V	40 A	92 mm	1300 A ² s	5850 A ² s	80 kA	4.5 W	3
BJU42V050SA	Z1003903	415 V	50 A	92 mm	2600 A ² s	11700 A ² s	80 kA	4.8 W	3
BJU42V063SA	A1003904	415 V	63 A	92 mm	4000 A ² s	18000 A ² s	80 kA	6.2 W	3
BJU42V080SA	B1003905	415 V	80 A	92 mm	4150 A ² s	21000 A ² s	80 kA	8.4 W	3
BJU42V100SA	C1003906	415 V	100 A	92 mm	8240 A ² s	37000 A ² s	80 kA	8.7 W	3
BJU42V125SA	D1003907	415 V	125 A	92 mm	16600 A ² s	74700 A ² s	80 kA	9.3 W	3
BJU42V160SA	H1003911	415 V	160 A	92 mm	37500 A ² s	168000 A ² s	80 kA	10.7 W	3
BJU42V200SA	V1003922	415 V	200 A	92 mm	57000 A ² s	256500 A ² s	80 kA	16.2 W	3
BJU42V250PB	W1003923	415 V	250 A	82 mm	60000 A ² s	270000 A ² s	80 kA	20 W	3
BJU42V315PB	Y1003925	415 V	315 A	82 mm	105000 A ² s	472500 A ² s	80 kA	27 W	3
BJU42V355PB	Z1003926	415 V	355 A	82 mm	134000 A ² s	603300 A ² s	80 kA	29 W	3
BJU42V400PB	D1003930	415 V	400 A	82 mm	160000 A ² s	720000 A ² s	80 kA	32 W	3
BJU42V250SB	E1003931	415 V	250 A	92 mm	60000 A ² s	270000 A ² s	80 kA	20 W	3
BJU42V315SB	F1003932	415 V	315 A	92 mm	105000 A ² s	472500 A ² s	80 kA	27 W	3
BJU42V355SB	G1003933	415 V	355 A	92 mm	134000 A ² s	603300 A ² s	80 kA	29 W	3
BJU42V400SB	H1003934	415 V	400 A	92 mm	160000 A ² s	720000 A ² s	80 kA	32 W	3
BJU42V450SC	J1003935	415 V	450 A	92 mm	210000 A ² s	945000 A ² s	80 kA	36 W	1
BJU42V500SC	F1003955	415 V	500 A	92 mm	302000 A ² s	1359000 A ² s	80 kA	37 W	1
BJU42V560SD	G1003956	415 V	560 A	92 mm	485000 A ² s	2910000 A ² s	80 kA	35 W	1
BJU42V630SD	H1003957	415 V	630 A	92 mm	634000 A ² s	3800000 A ² s	80 kA	39 W	1

BS88 Feeder Pillar Fuses gU 415 VAC

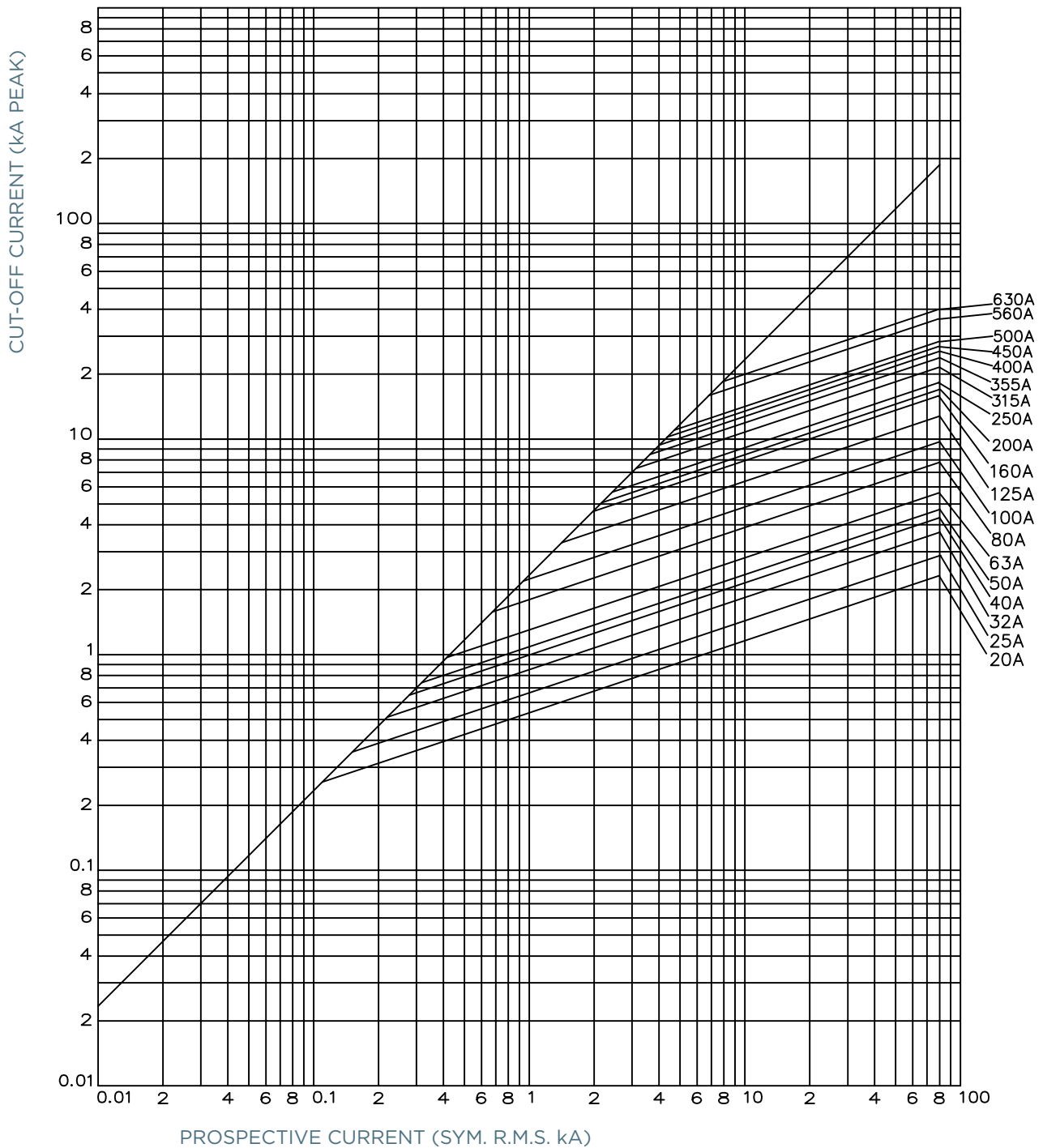
TIME CURRENT CHARACTERISTIC CURVES

gU curve - 20 to 630 A - 415VAC



BS88 Feeder Pillar Fuses gU 415 VAC

CUT-OFF CURRENT CHARACTERISTIC



BS88 Feeder Pillar Fuses gU 415 VAC

DIMENSIONS

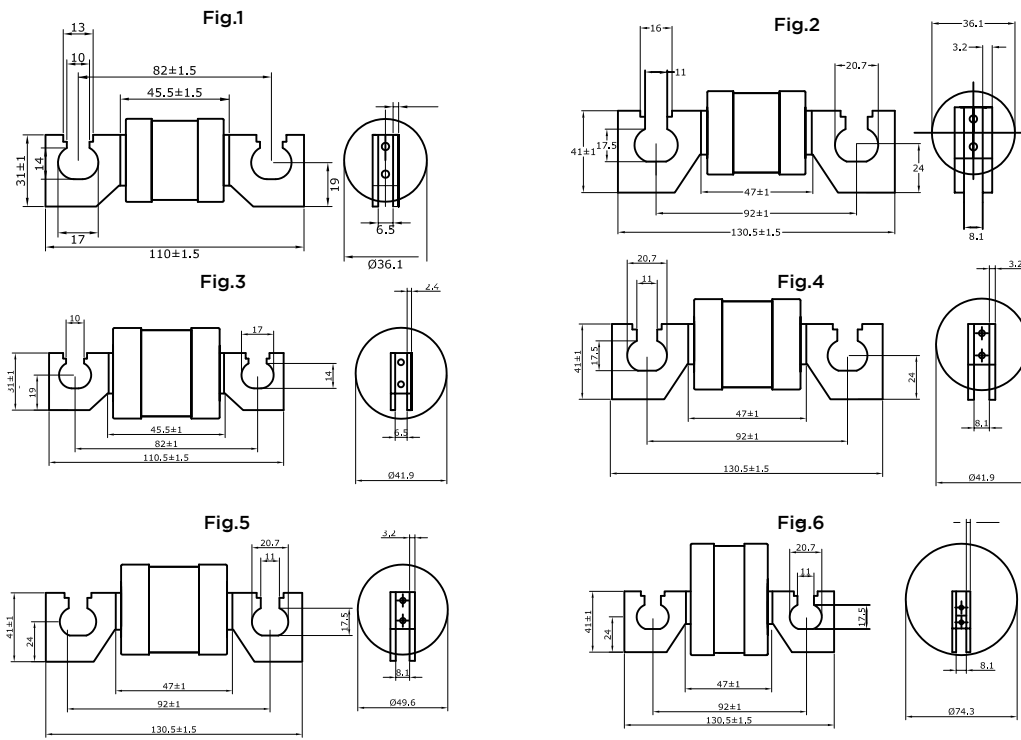


Fig.	CATALOG REFERENCE
1	BJU42V020PA - BJU42V200PA
2	BJU42V020SA - BJU42V200SA
3	BJU42V250PB - BJU42V400PB
4	BJU42V250SB - BJU42V400SB
5	BJU42V450SC - BJU42V500SC
6	BJU42V560SD - BJU42V630SD