




AMP-TRAP FUSE  
 CLASS RK1  
 MELTING TIME-CURRENT DATA  
 10 - 15 AMPS. 600 VOLT  
 CAT. NO. A6K (AMP. RATING) R

GOULD INC., ELECTRIC FUSE DIV.  
 NEWBURYPORT, MA 01950

07119A

Revisions  
 A - 10/3/80 ✓

OUTLINE DIMENSIONS



5.00

8.0

5.0

2.0

10A

15A

CURRENT IN AMPERES

5 .6 .7 .8 .9 1

2 3 4 5 6 7 8 9 10

20 30 40 50 60 70 80 90 100

200 300 400 500 600 700 800 900 1000

2000 3000 4000 5000 6000 7000 8000 9000 10000

1000

900

800

700

600

500

400

300

200

100

90

80

70

60

50

40

30

20

10

9

8

7

6

5

4

3

2

1

.9

.8

.7

.6

.5

.4

.3

.2

.1

.09

.08

.07

.06

.05

.04

.03

.02

.01

1000

900

800

700

600

500

400

300

200

100

90

80

70

60

50

40

30

20

10

9

8

7

6

5

4

3

2

1

.9

.8

.7

.6

.5

.4

.3

.2

.1

.09

.08

.07

.06

.05

.04

.03

.02

.01

1000

900

800

700

600

500

400

300

200

100

90

80

70

60

50

40

30

20

10

9

8

7

6

5

4

3

2

1

.9

.8

.7

.6

.5

.4

.3

.2

.1

1000

900

800

700

600

500

400

300

200

100

90

80

70

60

50

40

30

20

10

9

8

7

6

5

4

3

2

1

.9

.8

.7

.6

.5

.4

.3

.2

.1